

All Youth Arrivals to Victoria

JULY 2018 to JUNE 2019

All Youth Arrivals

In the 2018/19 financial year, 4,166 young people aged 12 to 24 years were granted a permanent or provisional visa to settle in Victoria under Australia's Migration Programme across the family, skilled and humanitarian streams. Almost one in three (30%) young people settling in Australia during this period settled in Victoria, with more than one in every ten (14%) settlers to Victoria aged 12-24 years.

Visa Stream

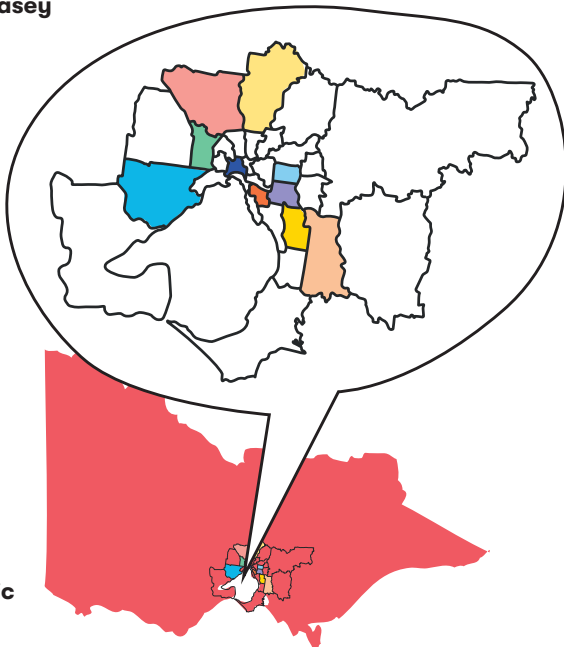
Humanitarian 27%

Family 43%

Skilled 30%

Local government area (Top 10)

14% Melbourne	5% Whitehorse
7% Monash	4% Hume
6% Wyndham	4% Whittlesea
6% Greater Dandenong	4% Brimbank
5% Casey	4% Glen Eira



Age

Years:

31%

13%

56%

12-15

16-17

18-24

Gender



56%



44%

Metropolitan and regional settlement



18%

Regional/
Rural

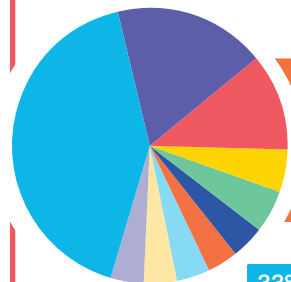
8%

Not
recorded

73%

Metro

% of Youth Arrivals by Country of Birth (Top 10)



33% AFGHANISTAN	3% PAKISTAN
14% CHINA, PEOPLES REPUBLIC OF	3% VIETNAM
9% INDIA	3% PHILIPPINES
4% IRAQ	3% THAILAND
4% MYANMAR	3% SYRIAN ARAB REPUBLIC

Language (Top 10)

Arabic
12%

English
5%

Madarin
5%

Dari
4%

Swahili
3%

Hazaragi
3%

Vietnamese
2%

Burmese,
Myanmar
1%

Chin Haka
1%

Karen
S'gaw
1%

Unless otherwise stated, data includes all settlers with a date of arrival between 01/07/2018 and 30/06/2019 who were recorded as residing in Australia as of 04/03/2020, excluding Visa Subclass 476 and 485 holders. CMY acknowledges the support of the Australian Government Department of Home Affairs. Data was provided by the Department of Home Affairs upon request and is subject to noted caveats of the Settlement Database, see <https://immi.homeaffairs.gov.au/settling-in-australia/settlement-reports>.

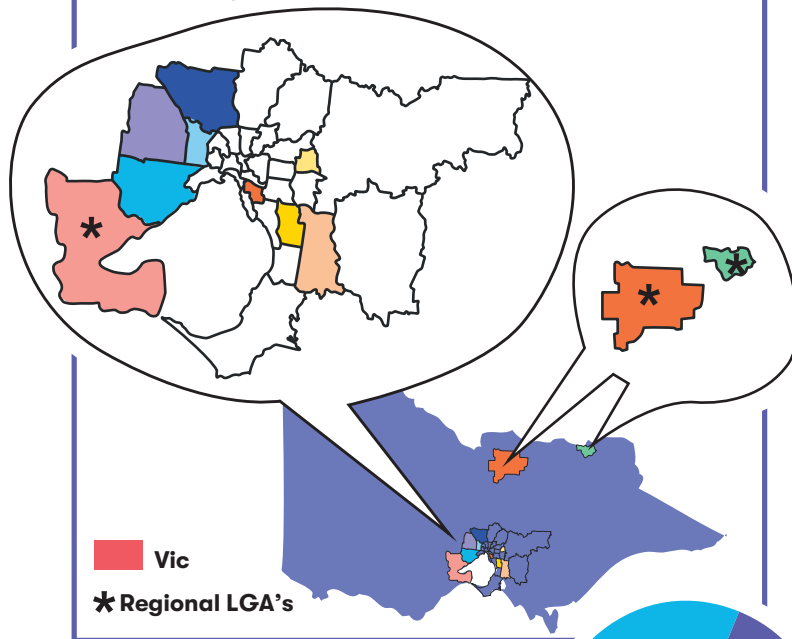
All Youth Arrivals to Victoria JULY 2018 to JUNE 2019

Humanitarian Youth Arrivals

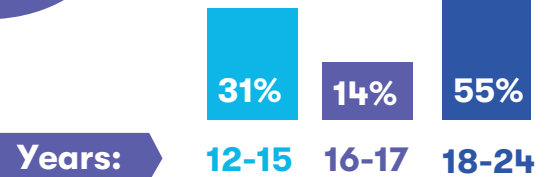
Young people made up a quarter of all humanitarian arrivals to Victoria during this period (25%). This compares to young people making up one in every five of family stream arrivals (20%) and less than one in ten (8%) skilled stream arrivals.

Local government area (Top 10)

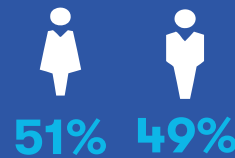
23% Hume	7% Brimbank
8% Melton	6% Greater Geelong*
8% Wyndham	5% Maroondah
7% Greater Dandenong	4% Wodonga*
7% Casey	4% Greater Shepparton*



Age



Gender



Religion (Top 5)

1. Christian (NFD) 30%
2. Islam 12%
3. Shia 11%
4. Syriac Catholic 9%
5. Chaldean Catholic 6%

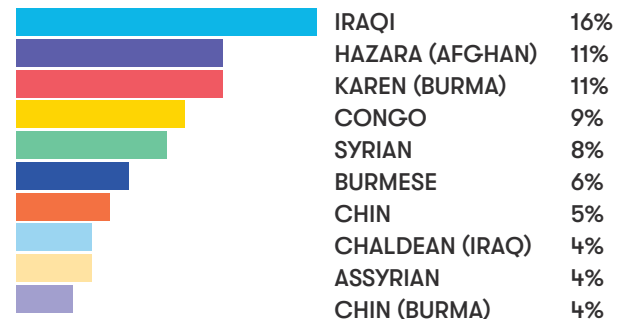
Metropolitan and regional settlement



% of Youth Arrivals by Country of Birth (Top 10)

33% IRAQ	9% THAILAND
18% MYANMAR	3% PAKISTAN
11% CONGO, DEM REPUBLIC OF THE	3% ERITREA
11% SYRIAN ARAB REPUBLIC	2% ETHIOPIA
10% AFGHANISTAN	2% IRAN

% of Youth Arrivals by Ethnicity (Top 10)



Language (Top 10)

