

Youth Arrivals to Victoria

JULY 2017 – JUNE 2018

All Youth Arrivals

In the 2017/18 financial year, 4,235 young people aged 12 to 24 years were granted a permanent or provisional visa to settle in Victoria under Australia's Migration Programme. Almost one in three (32%) young people settling in Australia during this period settled in Victoria, with one in every ten (10%) settlers to Victoria aged 12-24 years. Unless otherwise stated, the following data provides an overview of the proportion of youth arrivals, aged 12 to 24 years, settling in Victoria by category (e.g. visa stream, age, gender).

Visa Stream

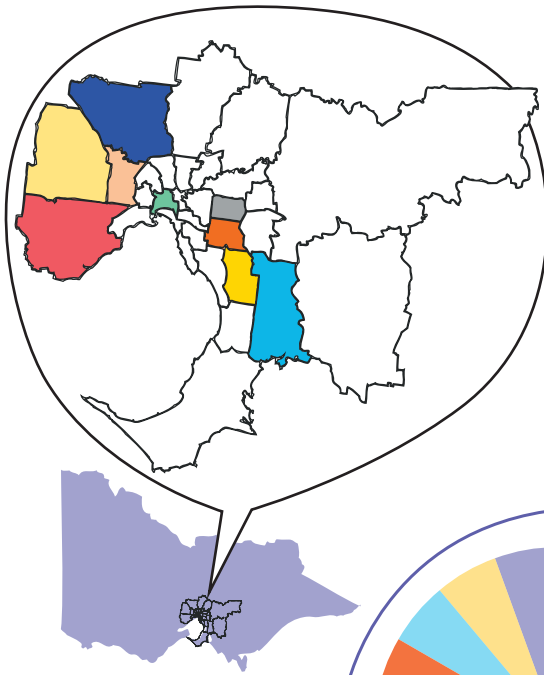
Humanitarian 24%

Family 51%

Skilled 26%

Local government area (Top 10)

- 10% Casey
- 9% Greater Dandenong
- 7% Hume
- 6% Wyndham
- 6% Melbourne
- 4% Brimbank
- 3% Whittlesea
- 3% Monash
- 3% Whitehorse
- 3% Melton



Age

Years:

27%

12%

61%

12-15

16-17

18-24

Gender



42%



58%

Metropolitan and regional settlement



92% Metro

8% Regional/Rural

Language (Top 5)

Arabic
18%

English
9%

Mandarin
9%

Dari
8%

Hazaragi
6%

Country of Birth (Top 10)

- 15% Afghanistan
- 14% China, Peoples Republic Of
- 10% India
- 6% Iraq
- 6% Pakistan
- 5% Vietnam
- 4% Thailand
- 4% Myanmar
- 4% Syrian Arab Republic
- 4% Philippines

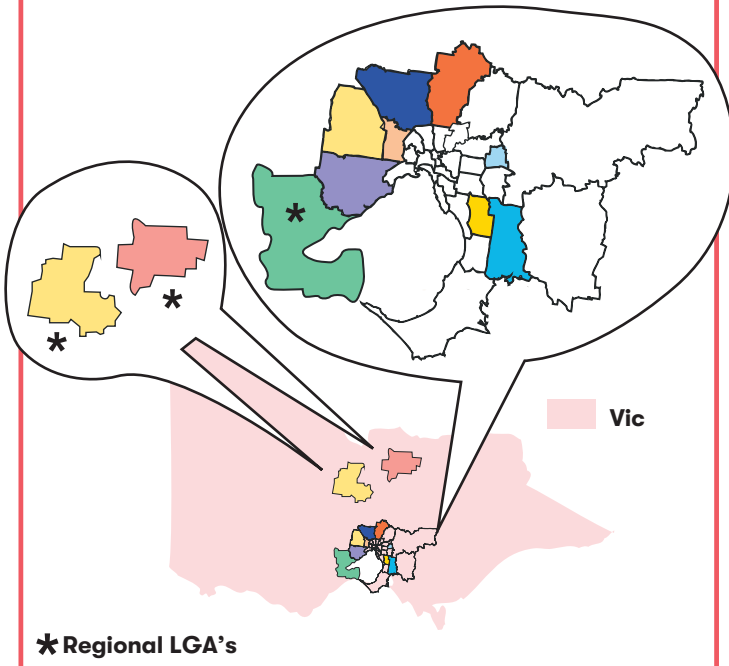
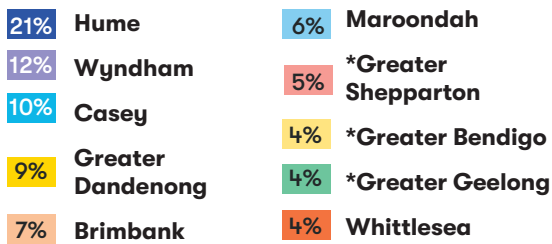
Youth Arrivals to Victoria

JULY 2017 – JUNE 2018

Humanitarian Youth Arrivals

In 2017/18 more than 1,000 young people aged 12 to 24 years granted a humanitarian visa arrived to settle in Victoria permanently. Almost one in four (24%) youth arrivals to Victoria settled under the humanitarian stream. One quarter (25%) of all humanitarian arrivals to Victoria during this period were aged 12 to 24 years. Unless otherwise stated, the following data provides an overview of the proportion of humanitarian youth arrivals, aged 12 to 24 years, settling in Victoria by category (e.g. age, gender).

Local government area (Top 10)



Metropolitan and regional settlement

16% Regional/Rural 84% Metro



Language (Top 5)

Arabic
36%


Dari
11%

Karen
9%

Karen S'gaw
8%

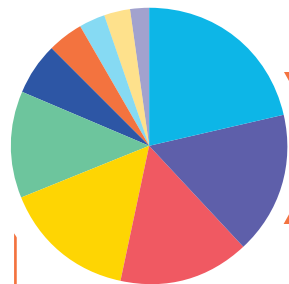
Swahili
7%

Gender

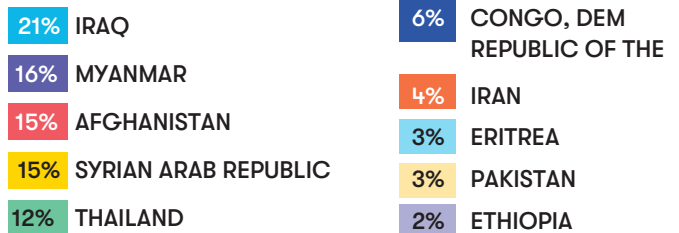


Religion (Top 5)

1. Christian (NFD) 30%
2. Shia 16%
3. Islam 11%
4. Buddhism 9%
5. Chaldean Catholic 7%



% of Youth Arrivals by Country of Birth



Age

Years:

