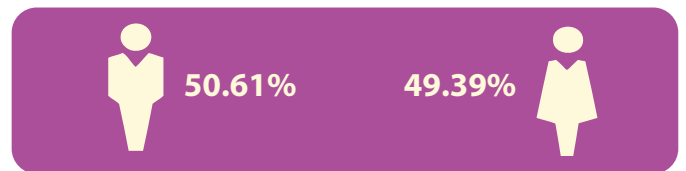
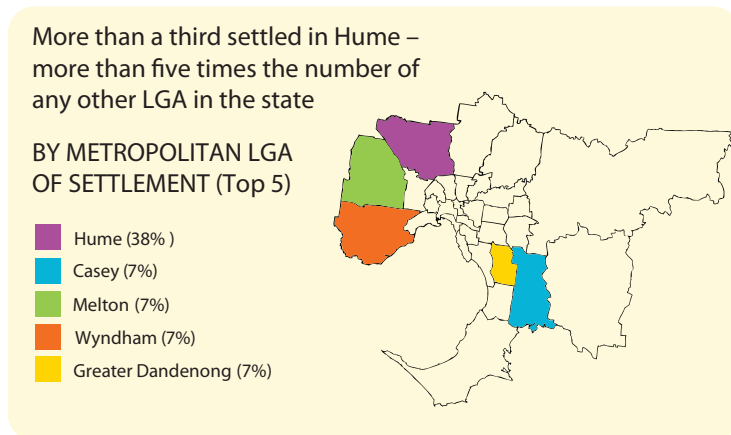
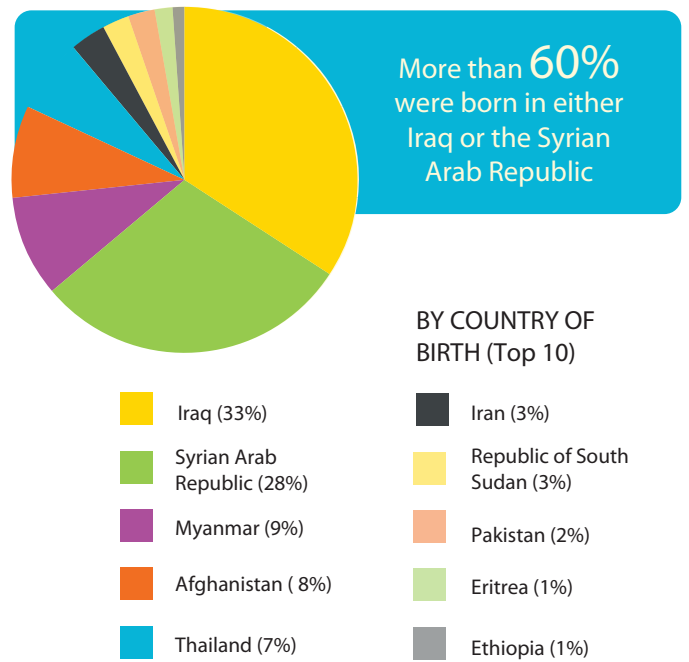
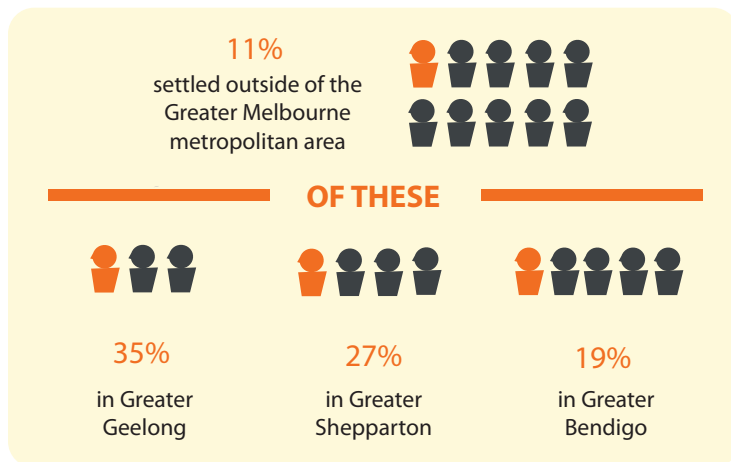




Humanitarian Youth Arrivals to Victoria

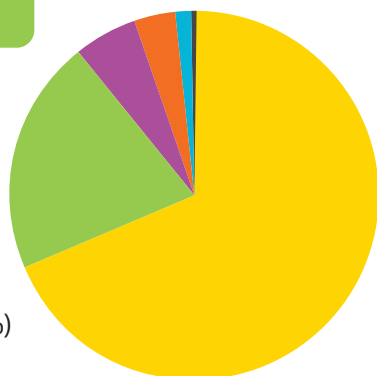
FAST FACTS JULY 2016 – JUNE 2017

HUMANITARIAN YOUTH: In the 2016/17 financial year, 1,721 young people aged 12 to 24 years were granted a permanent visa to settle in Victoria under Australia's Humanitarian Program.



Religion & Language

- Christianity (69%)
- Islam (21%)
- Not Recorded / Stated (5%)
- Buddhism (4%)
- Other religions (2%)
- Hinduism (0.2%)



Assyrian Arabic Chaldean

60% reported speaking a **Middle Eastern semitic language**

Haka (Chin Haka) Karen Pwo

15% reported speaking **Burmese and Related Languages**

Farsi Kurdish Dari

14% reported speaking **Iranic languages**

% for whom a main language was recorded



All Youth Arrivals to Victoria

FAST FACTS

JULY 2016 – JUNE 2017

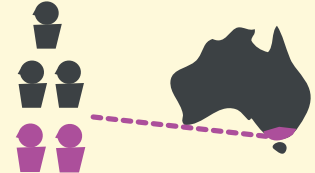
YOUTH ARRIVALS: In the 2016/17 financial year, 5,560 young people aged 12 to 24 years were granted a permanent or provisional visa to settle in Victoria under Australia's Migration Programme across the family, skilled and humanitarian streams.



15%

of all people granted a permanent visa and settling in Victoria were aged 12 - 24 yrs

40%
were of school age (12 - 17 yrs)



9%

(399)

settled outside of the Greater Melbourne metropolitan area

OF THESE...



30%

in Greater Geelong

91%

(4,229)

settled in Greater Melbourne metropolitan area

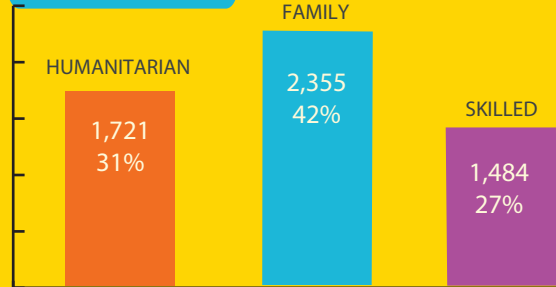
OF THESE...



18%

in Hume

VISA STREAMS



More than **13%** were born in China

BY COUNTRY OF BIRTH (Top 10)

- China, Peoples Republic of (13%)
- Iraq (11%)
- India (10%)
- Afghanistan (9%)
- Syria (9%)
- Vietnam (4%)
- Pakistan (3%)
- Thailand (3%)
- Myanmar (3%)
- Philippines (3%)



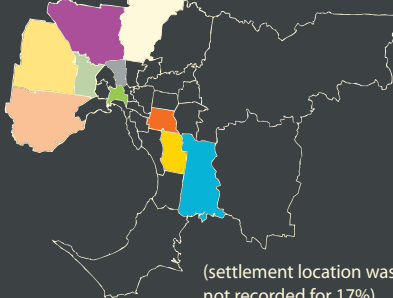
41%



59%

BY METROPOLITAN LGA OF SETTLEMENT (Top 10)

- Hume (18%)
- Greater Dandenong (11%)
- Casey (9%)
- Wyndham (7%)
- Brimbank (6%)
- Melton (6%)
- Melbourne City (5%)
- Whittlesea (5%)
- Monash (4%)
- Moreland (4%)



Religion & Language

% for whom a main language was recorded

SKILLED STREAM

Mandarin 26%
English 24%
Urdu 7%

FAMILY STREAM

Dari 12%
Vietnamese 9%
English 8%

46%

not stated / recorded

63%

not stated / recorded

In 2016/17, religion was not recorded for more than 99% of family and skilled youth arrivals

Data was provided by the Department of Social Services. All data is subject to noted caveats of the Settlement Reporting Facility (SRF). See detailed information sheet at www.cmy.net.au

This work is protected under the Creative Commons Attribution-NonCommercial-NoDerivs 3.0 Australia licence: You may not reproduce or copy photographs.

First published February 2018

Full terms at: www.cmy.net.au/article/copyright



Australian Government
Department of Social Services

CMY acknowledges the support of the Victorian Government and Australian Department of Social Services