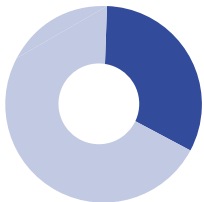


Racism and COVID-19 survey

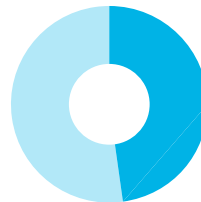
In June, CMY surveyed 350+ young Victorians about their experiences of racism in the first COVID-19 lockdown period (March-April 2020). This data snapshot provides an initial look at some of the survey findings, a full report is forthcoming.

Survey Findings

Since the COVID-19 crisis began...



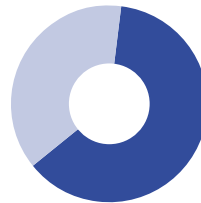
32% of young people were made to feel that they didn't speak English well.



48% of young people were called insulting names by others.



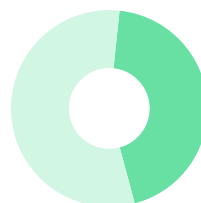
54% of young people have family or friends who experienced discrimination or unfair treatment online or in the media because of their racial, ethnic or cultural group.



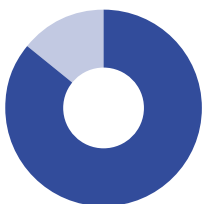
62% have witnessed things that were untrue said about people of their racial, ethnic or cultural group, online or in the media.



60% of young people have seen jokes made about people of their own racial, ethnic or cultural group online or in the media.



44% of young people experienced others leaving them out of activities.



86% have witnessed people say rude or mean things about another person's racial, ethnic or cultural group online or in the media.

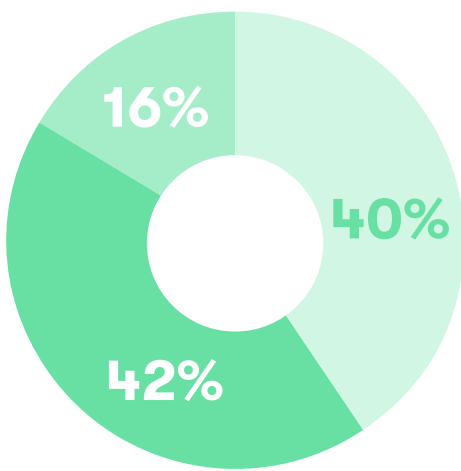
“ The most important issue to face at the moment is that some peoples are looking down at us, it's because of COVID-19 **”**

- Survey Respondent

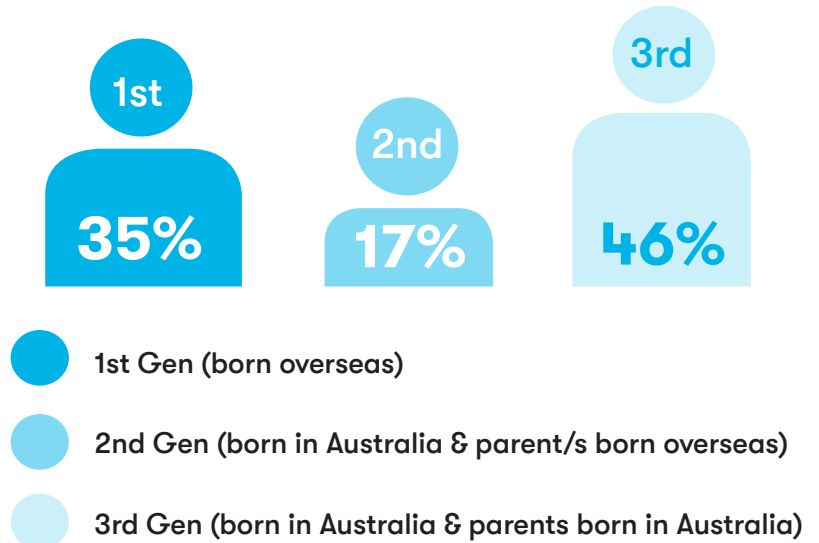
About the 350+ respondents

Age

-  Under 18 years
-  18-20 years
-  Over 20 years



Generations



1st Gen - Length of time in Australia




Language spoken at home *

English **87%**

Language Other Than English (LOTE) **50%**

* Respondents were able to select multiple responses, meaning some people speak both English and a LOTE at home.

Top 10 LOTE spoken at home

- | | |
|-----------------------|-----------------|
| 1 Vietnamese 10% | 8 Cantonese 2% |
| 2 Karen 9% | 9 Hindi 2% |
| 3 Mandarin 8% | 10 Sinhalese 2% |
| 4 Arabic 8% | |
| 5 Filipino/Tagalog 4% | |
| 6 Punjabi 4% | |
| 7 Italian 3% | |
- 

CMY acknowledges Ms Kate Doery and Assoc Prof Naomi Priest, Australian National University and Murdoch Children's Research Institute, for their support with data analysis.

This work is protected under the Creative Commons Attribution-NonCommercial-NoDerivs 4.0 Australia licence: You may not reproduce or copy photographs. You may download, share, display, print and reproduce this material in unaltered form for non-commercial uses as long as you acknowledge CMY (and any other nominated parties) as the source. Full terms at: creativecommons.org/licenses/by-nc-nd/3.0/au/ or www.cmy.net.au/copyright.

This document was first published in July 2020.